



SOL

Opening account and debit card Guideline

Application introduction

SOL Mobile Banking is an application of Shinhan Bank, to help customers experience banking products and services in the most convenient way.

For new account opening customers, please refer to below instruction to open account and debit card

Open account and debit card via e-KYC process

I. Prepare



Smart Phone connected to the Internet (*)



Identification Card (**)
(or Citizenship Card)

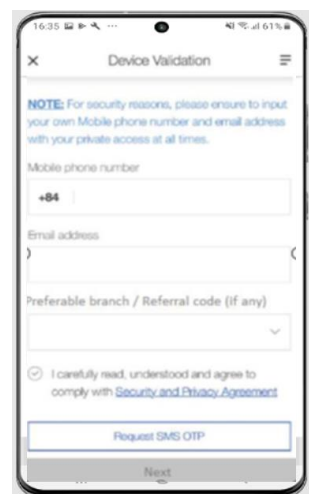
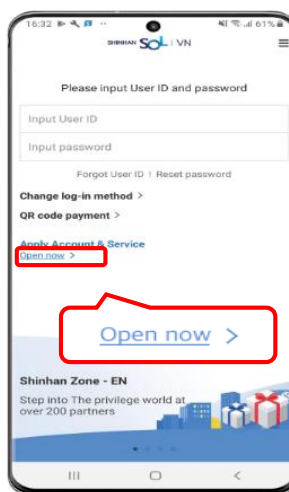
“SOL Shinhan Vietnam” Application



- * Apply for Vietnam phone numbers only
- ** Valid Vietnam Identification Card/Citizenship Card

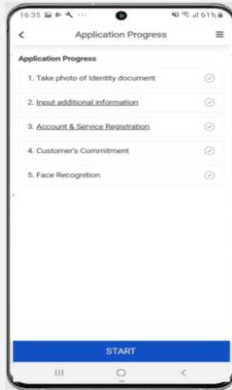
II. Device Validation

- >> Open SOL app
- >> Press **“Open now”**
- >> Fill in **phone number** and **email**
- >> Choose **preferable branch/preferable code (if any)**
- >> Request **SMS OTP**

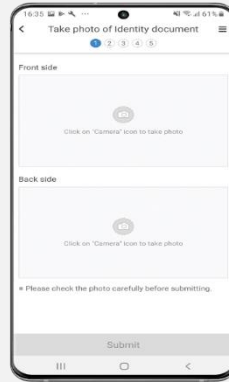


III. Process

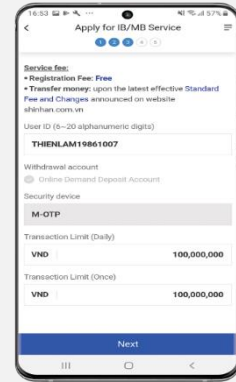
>> Application progress start



>> Take photos of ID card



>> Sign Up
(Internet Banking/Mobile Banking, ID account, Transaction Limit)



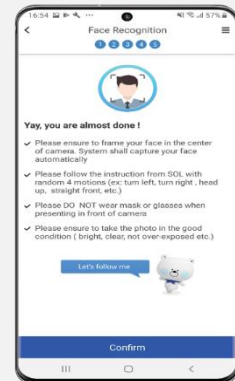
>> Debit card applying



>> Customer commitment



>> Face Recognition



Require Video call for existing customers/those with monthly transaction limit >100 mil VND
Customers can visit the nearest branches/transaction offices to open accounts
Find nearest branches/transaction offices here

