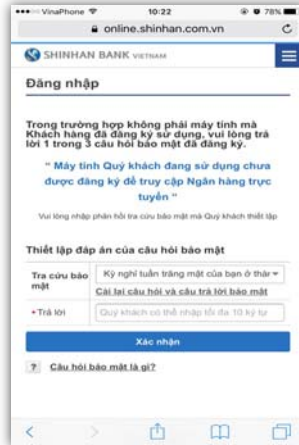


Method 1: Link MoMo and Shinhan Bank on Internet Banking/Mobile Banking of Shinhan Bank

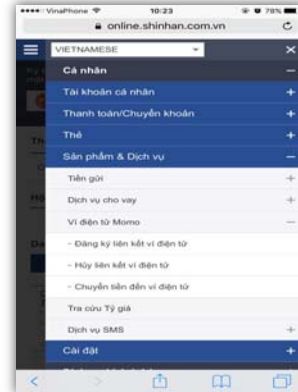
Log in Internet Banking/Mobile Banking



Answer 01 security question



Choose Personal => Choose Product & Service => MoMo E-wallet => Choose Register mapping Momo E-Wallet



Enter customer information => Choose Next



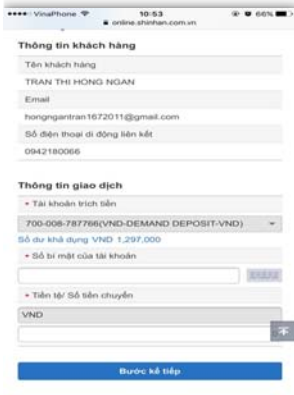
Input security device password => Choose Next



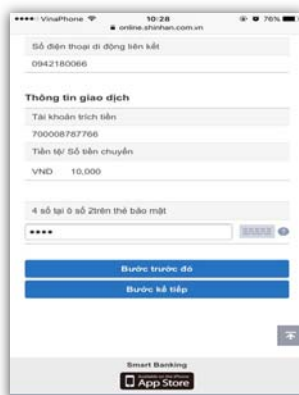
Mapping successfully => Choose Transfer to Momo E-wallet



Input account password & amount (min 10.000Đ)



Input security device password -> Choose Next

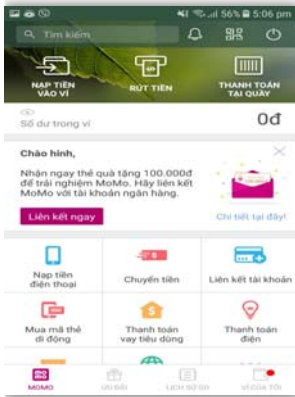


Cash in Momo successfully



Method 2: Link Momo and Shinhan Bank directly on Momo App

Choose **Liên kết tài khoản**



Choose **Shinhan Bank**



Input referral code (if any)



Input customer information



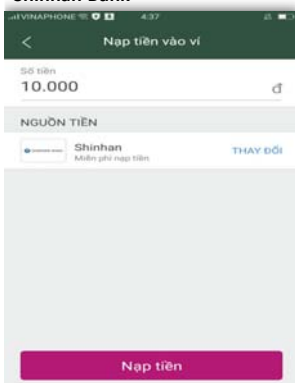
Input OTP code
Choose **Tiếp tục**



Choose **NẠP TIỀN NGAY** to cash in e-wallet



Input min 10.000đ;
Source of fund:
Shinhan Bank



Choose **Xác nhận** to complete transaction



Receive **1st voucher**

