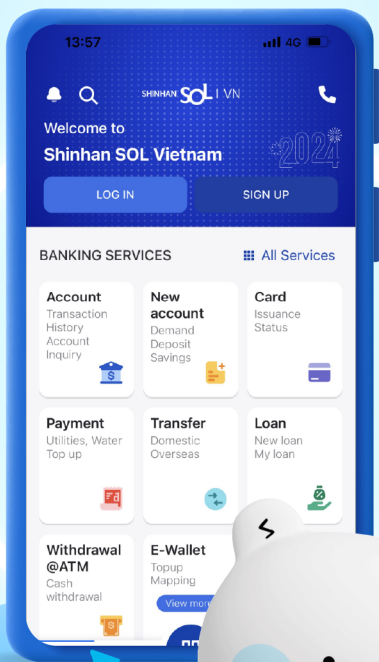




Shinhan

Guideline to open Demand Deposit Account via eKYC process

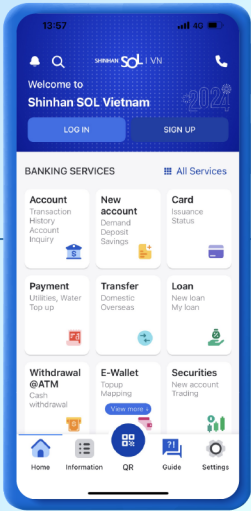


Shinhan SOL Vietnam
Open account now!



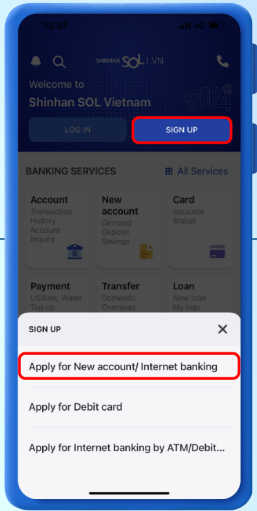
1

Download Shinhan SOL Vietnam application



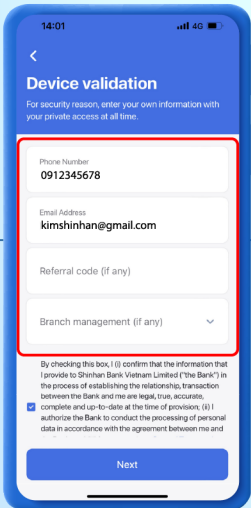
2

Choose "Apply for New Account/Internet Banking"



3

Device validation
Input mobile phone number, email, referral code and branch management (if any)



4

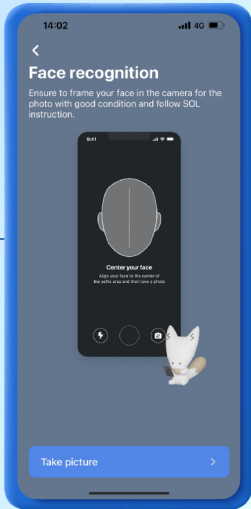
Document identification
Take a photo of Front and Back of Identification card



5

Face recognition

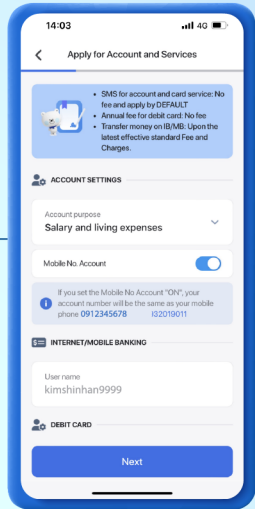
Take self-portrait photo



6

Account and service registration

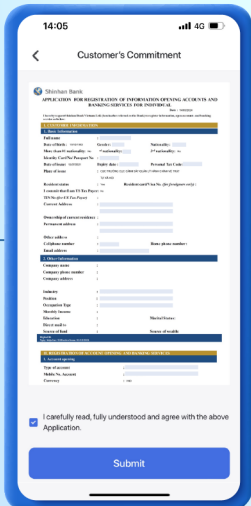
- User name
- Debit card



7

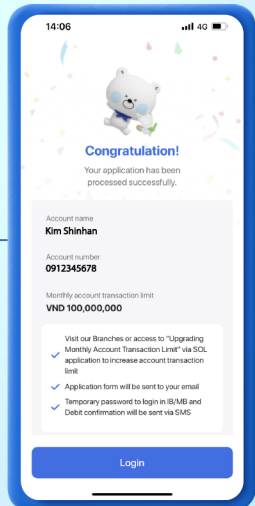
Customer commitment

Confirm information and submit account opening application



8

Successful registration confirmation



(*) In case of opening card, please agree to use digital signature.

◆ Find more information about SOL application:



Shinhan Bank's website



Nearest Shinhan Bank's Branches/T.Os

◆ Follow Shinhan Bank Vietnam Fanpage in social media :



[Facebook.com/Shinhanbank.vn](https://www.facebook.com/Shinhanbank.vn)



[Instagram.com/nganhangshinhan](https://www.instagram.com/nganhangshinhan)



SHINHAN BANK VIETNAM LTD.